

TurboMax®

INSTANTANEOUS INDIRECT WATER HEATER

Specifications

The indirect water heater shall be a TurboMax®, model _____ as manufactured by THERMO 2000 Inc. For the 80A and 120A models, the complete unit will meet the requirements of ASME Boiler and Pressure Vessel Code, Section VIII, div.1. The water heater heat exchanger shall be equipped with copper piping in the form of parallel helicoidal lines having a maximum operating pressure of 200 psi for the 120A200 model, 125 psi for the 120A125 and 150 psi for the others. All copper components and assembly will meet the low lead requirements for potable plumbing products and shall adhere to the NSF 61 standard (International Standard Drinking Water Systems Components Health Effects). The hot water heater shall have a patented steel injector through which the boiler water fluid enters the top of the tank and a steel collector through which the boiler water circuit fluid exits at the bottom of the tank. The tank shall be made of high-carbon steel. All joints shall be arc-welded using the MIG/argon process. The tank shall have a maximum operating pressure of 200 psi for the 120A200 model, 125 psi for the 120A125 and 150 psi for the others. The tank shall be encased in a polyurethane insulation limiting thermal loss to ½ °F per hour. The outer steel jacket shall be painted with baked epoxy. The water heater shall have a temperature controller (aquastat) that makes contact when the temperature falls below the tank's water temperature set point minus an adjustable differential and breaks contact when the temperature rises over the set point (95 °F to 220 °F). The tank shall have a ¾" drain (ball) valve made of brass, which have a maximum working pressure of 200 psi. Three adjustable feet support the water heater for leveling. The water heater shall be shipped from the factory with an ASME rated pressure relief valve set at 30psi (50 psi on models 80A, 120 and 120A) protecting the tank, a thermometer/pressure gauge, and an automatic air vent (Unless indicated otherwise). The water heater shall be backed by a 15-year warranty on residential applications and 10 years on commercial applications (consult the terms of the warranty included at the end of the instruction manual shipped with the water heater).

All rights reserved. **TurboMax**® is a trade mark of Thermo 2000 inc.

Thermo 2000 reserves the right to modify at any time and without notice colors, components, materials, specifications or models described or shown in this document



THERMO 2000 INC.

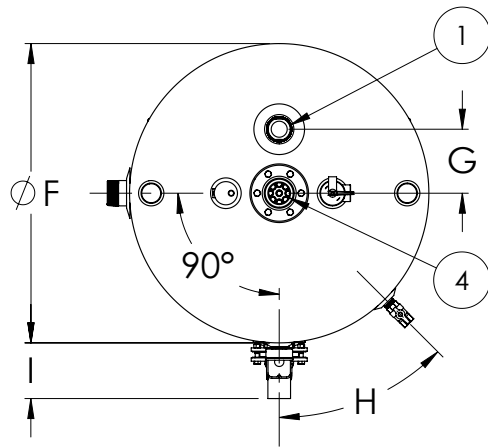
500, 9th avenue, Richmond (Québec) Canada

J0B 2H0

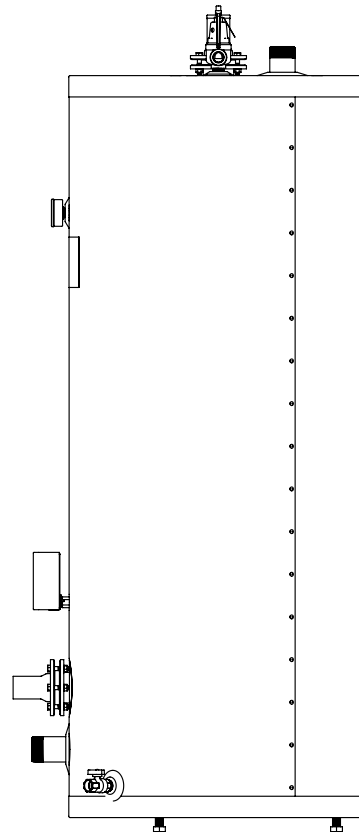
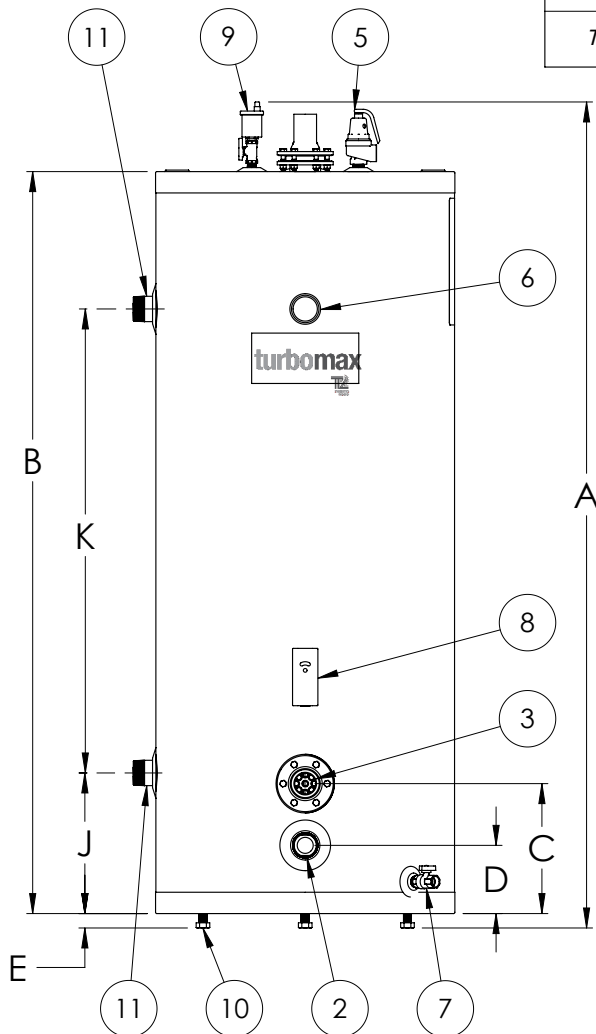
Tel : 819.826.561

Fax : 819.826.6370

www.thermo2000.com



TECHNICAL DATA						
Models	Tank Volume	Heat transfer area (sq. ft.)	Domestic water connection	Boiler + TXT connection	Weight equipment	Shipping weight
<i>TURBOMAX[®] 120-9A-200</i>	120 gal.US	58.9 pi ²	2" Copper M	2" NPT M	540 lbs	590 lbs
<i>TURBOMAX[®] 120-9A-125</i>	120 gal.US	58.9 pi ²	2" Copper M	2" NPT M	450 lbs	500 lbs
<i>TURBOMAX[®] 120-9</i>	119 gal.US	58.9 pi ²	2" Copper M	2" NPT M	430 lbs	480 lbs
<i>TURBOMAX[®] 80-5A-150</i>	80 gal.US	32.7 pi ²	2" Copper M	1-1/2" NPT M	317 lbs	362 lbs
<i>TURBOMAX[®] 80-5</i>	80 gal.US	32.7 pi ²	1-1/2" Copper M	1-1/2" NPT M	308 lbs	353 lbs
<i>TURBOMAX[®] 50-5</i>	50 gal.US	32.7 pi ²	1-1/2" Copper M	1-1/4" NPT M	230 lbs	268 lbs
<i>TURBOMAX[®] 50-3</i>	50 gal.US	19.6 pi ²	1-1/4" Copper M	1-1/4" NPT M	212 lbs	250 lbs
<i>TURBOMAX[®] 30-3</i>	30 gal.US	19.6 pi ²	1-1/4" Copper M	1-1/4" NPT M	170 lbs	205 lbs

**COMPONENT IDENTIFICATION**

- 1** Boiler Water Supply (Inlet)
- 2** Boiler Water Return (Outlet)
- 3** Domestic Water inlet
- 4** Domestic Water outlet
- 5** Pressure relief valve **3/4NPTF**
- 6** Temp. & Press. indicator **1/2NPTM**
- 7** Tank drain valve **3/4NPTF**
- 8** Temperature control
- 9** Automatic air vent **1/2NPTM**
- 10** Adjustable leg
- 11** Extra Tappings "TXT"

The dimensions provided are for reference only. Please contact Thermo2000 for certified dimensions.

DIMENSIONS

MODELS	A	B	C	D	E	F	G	H	I	J	K
	in.	in.	in.	in.	in.	in.	in.	degrees	in.	in.	in.
TURBOMAX 120	77 7/16	69 9/16	12 1/8	6 5/16	1 1/2	28 1/16	6	45	5 3/8	13 1/8	43 1/2
TURBOMAX 80	75 3/8	67 5/8	11 1/8	5 5/16	1 1/2	24 1/16	6	45	5 3/8	12 1/8	43 1/2
TURBOMAX 50	60 11/16	52 13/16	11 13/32	7 13/32	1 1/2	22 1/16	4	45	5 1/4	7 13/32	38
TURBOMAX 30	59 11/16	51 5/8	10 13/16	6 13/16	1 1/2	18 1/16	4	45	4 1/4	6 13/16	38